




The SOW model

		Planting	Growing	Flowering
	The SOW plan			
Self	Physical			
	Emotional			
	Spiritual			
	Intellectual			
	Psychological			
	Creative			
Others	Loved family/friends			
	harder			
	Groups			
World	Economically			
	Socially			
	Politically			
	Environmentally			